

¹ Median earnings in the past 12 months for each county in SDA 4 from the U.S. Census Bureau's 2022 American Community Survey 5-year estimates (Table S2001).

² If fewer than three responses were received, salary statistics were not reported.

³ N is the number of staff members for whom an hourly wage was reported.

⁴ **Educational Administrators, Preschool and Child Care Center/Programs** (SOC 11-9031) "Plan, direct, or coordinate the academic and nonacademic activities of preschool or child care centers or programs."

⁵ **Kindergarten Teachers, Except Special Education** (SOC 25-2012) "Teach elemental natural and social science, personal hygiene, music, and literature to children from 4 to 6-years old. Promote physical, mental, and social development. May be required to hold state certification."

⁶ **Preschool Teachers, Except Special Education** (SOC 25-2011) "Instruct children (normally up to 5 years of age) in activities designed to promote social, physical, and intellectual growth needed for primary school in preschool, day care center, or other child development facility."

⁷ **Child Care Worker** (SOC 39-9011) "Attend to children in schools, businesses, private households, and child care institutions. Perform a variety of tasks such as dressing, feeding, bathing, and overseeing play."

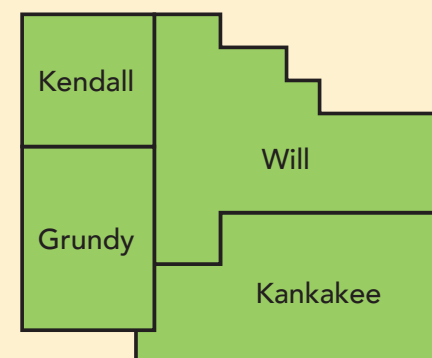
Child Care Resource & Referral
(800) 552-5526
www.childcarehelp.com

Report prepared by the Illinois Network of Child Care
Resource & Referral Agencies, funded by the Illinois
Department of Human Services



Illinois Child Care Resource & Referral Statewide System

CHILD CARE SALARY PROFILES



Child Care Resource & Referral
Grundy, Kankakee, Kendall, & Will Counties

MEDIAN ANNUAL WAGE

Illinois Salary & Staffing Survey wages compared to American Community Survey wages

	FY 2023 Illinois Salary & Staffing Survey Child Care Occupations	2022 American Community Survey ¹ All Occupations
GRUNDY	\$31,139	\$48,076
KANKAKEE	\$31,200	\$37,969
KENDALL	\$32,786	\$50,772
WILL	\$33,280	\$48,108
SDA 5	\$32,240	\$46,231


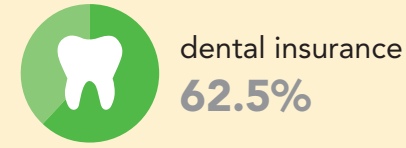
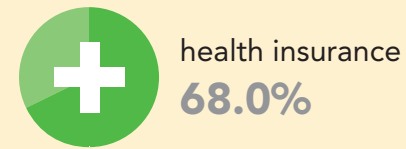
The median annual salaries of all child care providers in this report are significantly below the median earnings of persons living and working in each county.¹ While individuals serving in administrative capacities in child care centers are most likely to receive wages above the county's median wage (between \$38,376 and \$43,919 for director/teachers and administrative directors), the majority of child care center teachers (\$34,008) and school-age workers (\$32,947) are earning well below the median wage for employed persons in their county, with family child care providers (\$30,709) and child care center assistant teachers (\$29,120) earning the least. When it comes to insurance and pension benefits, almost three out of every four child care center staff members are provided partial or full coverage by their employer.

MEDIAN CHILD CARE CENTER HOURLY WAGES BY POSITION / 2023

	Administrative Director		Director/Teacher		Teacher		Assistant Teacher		School-Age Worker		School-Age Assistant	
	Median ²	N ³	Median ²	N ³	Median ²	N ³	Median ²	N ³	Median ²	N ³	Median ²	N ³
GRUNDY	\$15.00	5	\$14.94	3	\$16.00	31	\$13.00	42		1		-
KANKAKEE	\$20.96	15	\$16.13	20	\$15.00	134	\$13.00	154	\$13.75	3	\$13.00	3
KENDALL	\$22.00	33	\$18.55	12	\$16.00	218	\$13.95	251	\$12.50	4		1
WILL	\$21.00	152	\$17.85	67	\$16.50	847	\$14.00	874	\$13.75	16	\$12.00	10
SDA 5	\$21.00	208	\$17.73	102	\$16.00	1,245	\$13.66	1,342	\$13.63	24	\$12.00	14

Source: Illinois Salary & Staffing Survey of Licensed, Child Care Facilities: FY 2023

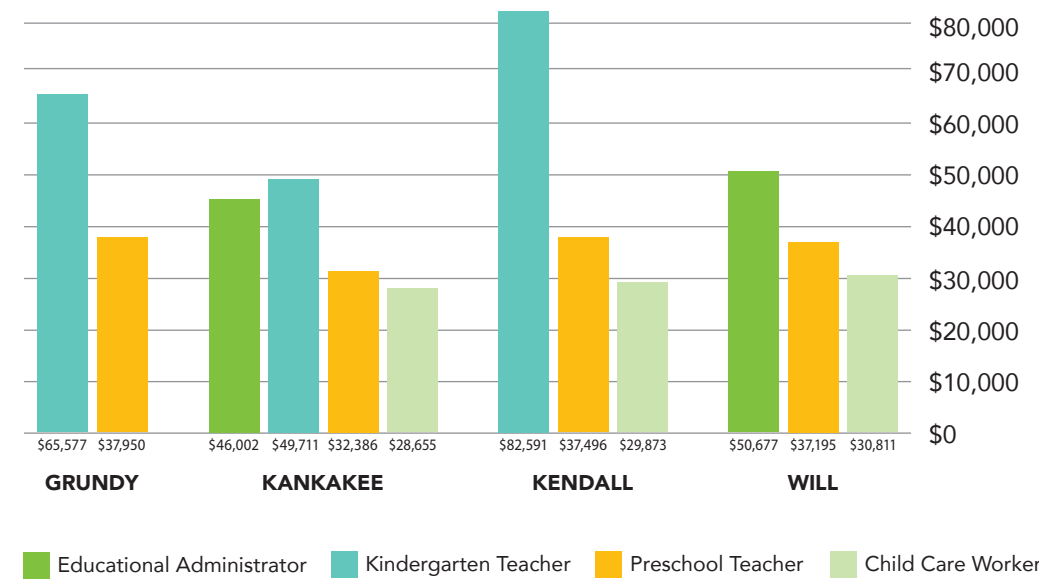
CHILD CARE STAFF RECEIVING BENEFITS / 2023



The Illinois Department of Employment Security (IDES) reported median yearly wages for 2022 for four early care and education occupations (Educational Administrators of Preschools/Child Care Programs⁴, Kindergarten Teachers⁵, Preschool Teachers⁶, and Child Care Workers⁷) all of the four counties in this report – Grundy, Kankakee, Kendall, and Will.

Although the specific occupational definitions differed from IDES descriptions and the Illinois Salary & Staffing Survey descriptions, salaries were rather consistent with one another in that wages within IDES's preschool teacher and child care worker categories and the Illinois Salary & Staffing Survey child care staff categories were within the same range; however, it should be noted that the IDES's definition of child care worker includes a provider working in either a center or family child care home which is differentiated by the *Illinois Salary & Staffing Survey*.

MEDIAN YEARLY WAGES / 2022



Source: The Illinois Department of Employment Security, <http://lmi.ides.state.il.us/wagedata/wage.htm>

Kindergarten teachers in Kendall County make over double that of a preschool teacher or child care worker in the same county.

In both Kankakee and Will Counties, nursing assistants make more than preschool teachers and child care workers.

KEY POINTS FROM THE ILLINOIS SALARY & STAFFING SURVEY OF LICENSED CHILD CARE FACILITIES: FY 2023

The median full-time, full-year salary of child care staff range from \$29,120 for child care center assistant teachers to \$43,919 for administrative directors.

Teachers, 57.1% of whom have an associate's degree or higher, have a median annual salary of approximately \$31,200.

Half of surveyed family child care practitioners net \$12,500 or less annually.

MEDIAN YEARLY WAGES FOR NURSING ASSISTANTS / 2022 (IDES)

GRUNDY COUNTY

\$38,366

KANKAKEE COUNTY

\$41,228

WILL COUNTY

\$38,659