

¹ Median earnings in the past 12 months for each county in SDA 11 from the U.S. Census Bureau's 2022 American Community Survey 5-year estimates (Table S2001).

² If fewer than three responses were received, salary statistics were not reported.

³ N is the number of staff members for whom an hourly wage was reported.

⁴ **Educational Administrators, Preschool and Child Care Center/Programs** (SOC 11-9031) "Plan, direct, or coordinate the academic and nonacademic activities of preschool or child care centers or programs."

⁵ **Kindergarten Teachers, Except Special Education** (SOC 25-2012) "Teach elemental natural and social science, personal hygiene, music, and literature to children from 4 to 6-years old. Promote physical, mental, and social development. May be required to hold state certification."

⁶ **Preschool Teachers, Except Special Education** (SOC 25-2011) "Instruct children (normally up to 5 years of age) in activities designed to promote social, physical, and intellectual growth needed for primary school in preschool, day care center, or other child development facility."

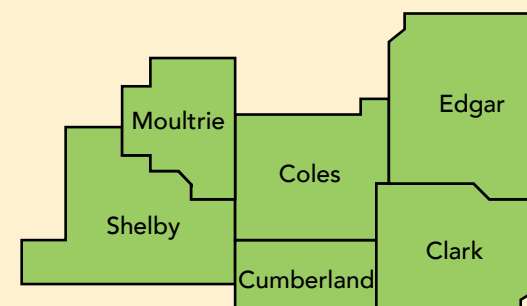
⁷ **Child Care Worker** (SOC 39-9011) "Attend to children in schools, businesses, private households, and child care institutions. Perform a variety of tasks such as dressing, feeding, bathing, and overseeing play."

Eastern Illinois University
Child Care Resource and Referral
(800) 545-7439
www.eiu.edu/ccrr

Report prepared by the Illinois Network of Child Care
Resource & Referral Agencies, funded by the Illinois
Department of Human Services

Illinois Child Care Resource & Referral Statewide System

CHILD CARE SALARY PROFILES



**Eastern Illinois University
Child Care Resource and Referral**

*Clark, Coles, Cumberland, Edgar, Moultrie,
& Shelby Counties*

MEDIAN ANNUAL WAGE

Illinois Salary & Staffing Survey wages compared to American Community Survey wages

	FY 2023 Illinois Salary & Staffing Survey Child Care Occupations	2022 American Community Survey ¹ All Occupations
CLARK	\$34,624	\$39,154
COLES	\$31,720	\$30,602
CUMBERLAND	\$29,744	\$36,352
EDGAR	\$24,960	\$36,008
MOULTRIE	\$32,136	\$42,251
SHELBY	\$52,000	\$39,194
SDA 11	\$31,200	\$37,260

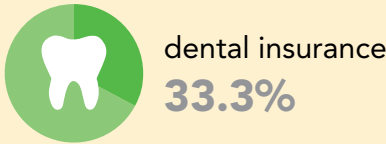
The median annual salaries of all child care providers in this report are below the median earnings of persons living and working in each county, excluding Coles and Shelby county.¹ While individuals serving in administrative capacities in child care centers are most likely to receive wages above the county’s median wage (between \$37,440 and \$44,460 for director/teachers, family child care providers, and administrative directors), the majority of child care center teachers (\$31,210) and family child care providers (\$37,440) are earning well below the median wage for employed persons in their county with child care center assistant teachers (\$27,040) earning the least. When it comes to insurance and pension benefits, about a third of child care center staff members are provided partial or full coverage by their employer and a third receive pension or retirement benefits.

MEDIAN CHILD CARE CENTER HOURLY WAGES BY POSITION / 2023

	Administrative Director		Director/Teacher		Teacher		Assistant Teacher		School-Age Worker		School-Age Assistant	
	Median ²	N ³	Median ²	N ³	Median ²	N ³	Median ²	N ³	Median ²	N ³	Median ²	N ³
CLARK		-		2		2	\$13.75	4		1		-
COLES	\$21.00	12	\$18.00	5	\$14.60	102	\$13.38	100	13.50	4		-
CUMBERLAND		-		1	\$14.30	9	\$13.00	8		-		-
EDGAR		-	\$18.76	3	\$13.25	13	\$12.00	12		-		-
MOULTRIE	\$20.32	5		-	\$15.01	17	\$12.00	3		-		-
SHELBY		-		-		-		-		-		-
SDA 11	\$21.00	17	\$18.00	11	\$14.30	143	\$13.00	127	\$13.00	5		-

Source: Illinois Salary & Staffing Survey of Licensed, Child Care Facilities: FY 2023

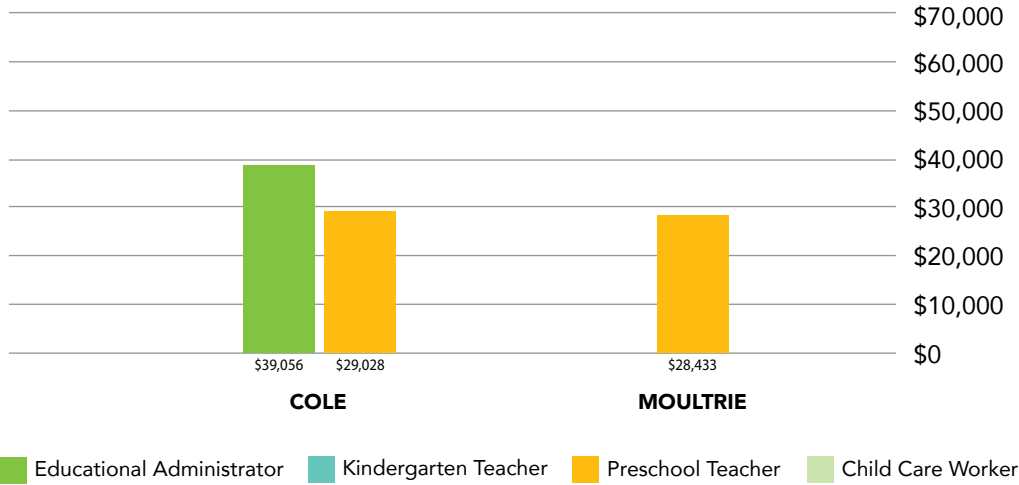
CHILD CARE STAFF RECEIVING BENEFITS / 2023



The Illinois Department of Employment Security (IDES) reported median yearly wages for 2022 for four early care and education occupations (Educational Administrators of Preschools/Child Care Programs⁴, Kindergarten Teachers⁵, Preschool Teachers⁶, and Child Care Workers⁷) in two of the six counties in this report— Cole and Moultrie.

Although the specific occupational definitions differed from IDES descriptions and the Illinois Salary & Staffing Survey descriptions, salaries were rather consistent with one another in that wages within IDES’s preschool teacher and child care worker categories and the Illinois Salary & Staffing Survey child care staff categories were within the same range; however, it should be noted that the IDES’s definition of child care worker includes a provider working in either a center or family child care home which is differentiated by the *Illinois Salary & Staffing Survey*.

MEDIAN YEARLY WAGES / 2022



Source: The Illinois Department of Employment Security, <http://lmi.ides.state.il.us/wagedata/wage.htm>

Nursing assistants in Cole County make more than preschool teachers in the same county.

KEY POINTS FROM THE ILLINOIS SALARY & STAFFING SURVEY OF LICENSED CHILD CARE FACILITIES: FY 2023

The median full-time, full-year salary of child care staff range from \$27,040 for assistant teachers to \$44,460 for administrative directors.

Teachers, 56.0% of whom have an associate’s degree or higher, have a median annual salary of approximately \$27,612.

Over half (57.1%) of surveyed family child care practitioners net \$15,000 or less annually.

MEDIAN YEARLY WAGES FOR NURSING ASSISTANTS / 2022 (IDES)

COLE COUNTY
\$37,202

SHELBY COUNTY
\$32,751