

# RANDOLPH COUNTY

**Total Population: 33,893**

- Children under age 5: 1,847
- Children ages 5 to 9: 2,002
- Children ages 10 to 14: 2,237

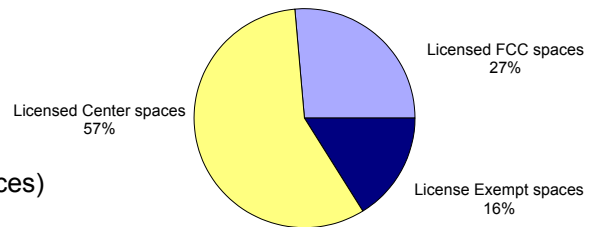
**Randolph County** experienced a 2% decline in its population over the last decade. The county is largely rural with 58.6 people per square mile. Thirteen of the county's 33 child care providers are located in the county seat which houses a large prison facility and several industries. Thirty nine percent of the families calling Children's Home & Aid Society of Illinois' (CHASI), Child Care Resource & Referral (CCR&R) Program for child care referrals during 2000 requested evening, overnight or weekend services. Only 4 child care providers listed on the CHASI, CCR&R database offer these services.

## Child Care Capacity

There are a total of 35 child care facilities listed with the local CCR&R with a capacity to serve 597 children.

Of those facilities, there are a total of:

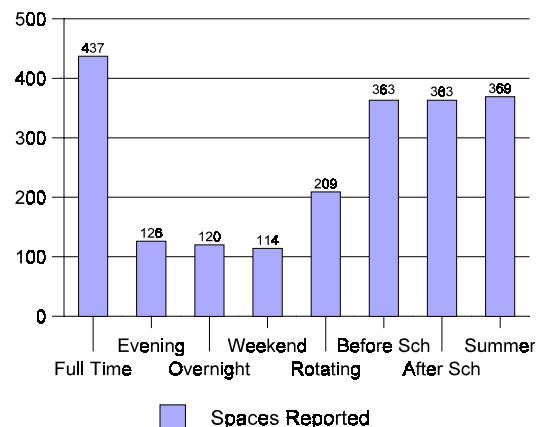
- 21 Licensed Family Child Care (159 spaces)
- 0 Licensed Group Homes (0 spaces)
- 9 Licensed Centers (343 spaces)
- 5 License Exempt Centers & Homes (95 spaces)



## Child Care Capacity by Age Group and Schedule

Child care programs listed with the local CCR&R report the potential capacity by age group and schedule, as shown below. The actual enrollment or available spaces may vary.\*

Age Group	Spaces Reported
Infants	38
Toddlers	45
2 Years	47
3 & 4 Years	318
5 & Ks	70
School-Age B/A School	87
School-Age Summer Care	87



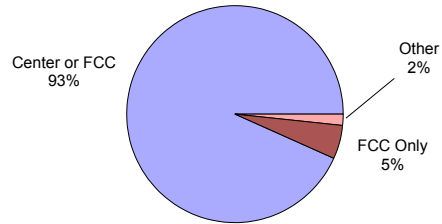
\* For more information about these data, please refer to "Understanding The County Data Pages" at the beginning of this section.

## Child Care Requests

In Randolph County, 41 families called the CCR&R to request care for 61 children.

Of those requests:

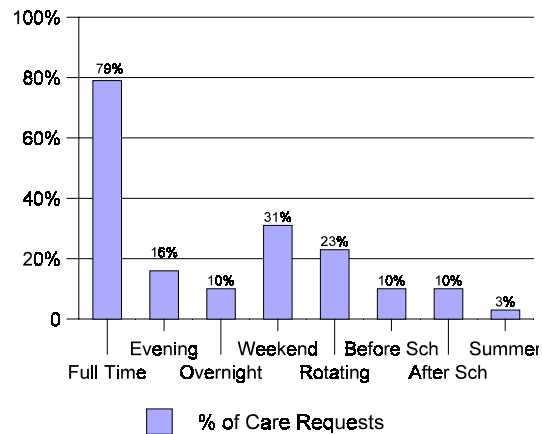
- 57 were for either Center or Family Child Care
- 3 were for Family Child Care Only
- 0 were for Center Only
- 0 were for In-Home Only
- 1 was for Other Types of Care



### Requests by Age Group and Schedule

Individuals calling the local CCR&R requested the types of care by the ages and schedules shown below.

Age Group	% Requested
Infants	23%
Toddlers	18%
2 Years	16%
3 & 4 Years	28%
5 & Ks	5%
School-Age	10%

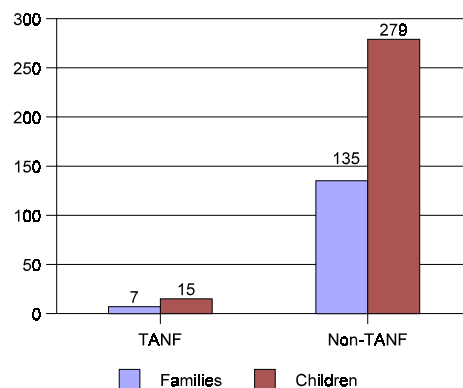


## Assistance Paying for Care

The average provider rate for full-time care for an infant in Randolph County is \$78.37 per week, which is about 8% of the state median weekly family income \$997.

Assistance in paying for child care is provided through subsidies by DHS. In June 2001, there were a total of 142 families receiving subsidies for 294 children in care. This figure includes both TANF and non-TANF recipients.

Out of the 35 child care facilities in Randolph County, 27 (77%) report that they accept DHS child care subsidies.



For more information about child care in Randolph County, contact the CHASI Child Care Resource & Referral office: 800-467-9200

Data is from Fiscal Year 2001 (July 1, 2000 through June 30, 2001)