

MACOUPIN COUNTY

Total Population: 49,019

- Children under age 5: 2,789
- Children ages 5 to 9: 3,264
- Children ages 10 to 14: 3,644

Macoupin County was established in 1829 and Carlinville, its county seat, has been named one of “The 100 Best Small Towns in America.” It is known for being a cultural center, with excellent educational institutions, leading industry and entertainment. There are several large employers in Macoupin County. College creates a culturally diverse population as well as the need for school-year only child care for students’ children. Orchards present the need for seasonal child care.

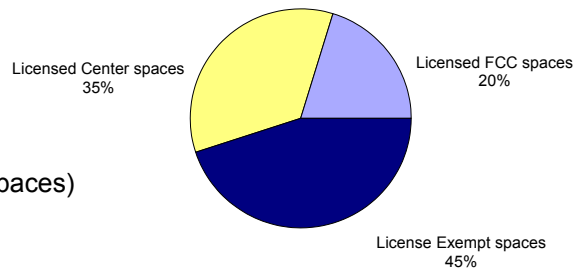
The CCR&R agency has been involved in community activities such as county fairs, health fairs, interagency meetings and parades and works to help families become self-sufficient by helping them pay for child care. Also, the CCR&R is present to serve its providers by providing training, lending library resources, scholarship programs, nurse consultations, etc. in order to help support them and their business.

Child Care Capacity

There are a total of 68 child care facilities listed with the local CCR&R with a capacity to serve 1,747 children.

Of those facilities, there are a total of:

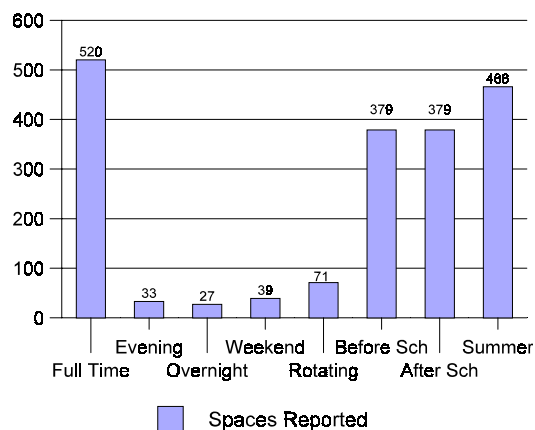
- 45 Licensed Family Child Care (358 spaces)
- 0 Licensed Group Homes (0 spaces)
- 11 Licensed Centers (603 spaces)
- 12 License Exempt Centers & Homes (786 spaces)



Child Care Capacity by Age Group and Schedule

Child care programs listed with the local CCR&R report the potential capacity by age group and schedule, as shown below. The actual enrollment or available spaces may vary.*

Age Group	Spaces Reported
Infants	83
Toddlers	88
2 Years	101
3 & 4 Years	807
5 & Ks	403
School-Age B/A School	196
School-Age Summer Care	198



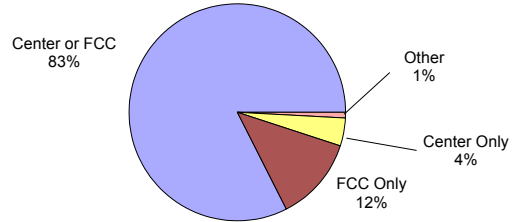
* For more information about these data, please refer to “Understanding The County Data Pages” at the beginning of this section.

Child Care Requests

In Macoupin County, 109 families called the CCR&R to request care for 167 children.

Of those requests:

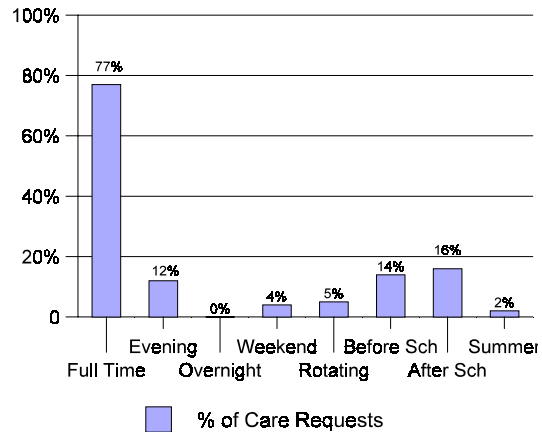
- 138 were for either Center or Family Child Care
- 21 were for Family Child Care Only
- 7 were for Center Only
- 0 were for In-Home Only
- 1 were for Other Types of Care



Requests by Age Group and Schedule

Individuals calling the local CCR&R requested the types of care by the ages and schedules shown below.

Age Group	% Requested
Infants	30%
Toddlers	12%
2 Years	11%
3 & 4 Years	21%
5 & Ks	5%
School-Age	21%

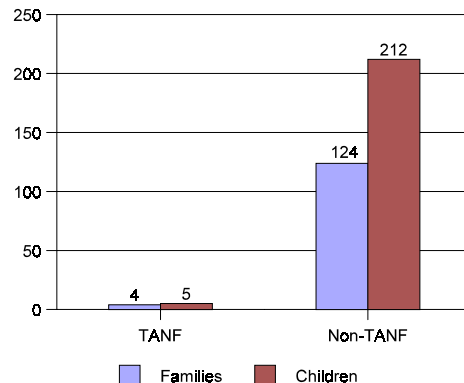


Assistance Paying for Care

The average provider rate for full-time care for an infant in Macoupin County is \$91.08 per week, which is about 9% of the state median weekly family income of \$997.

Assistance in paying for child care is provided through subsidies by DHS. In June 2001, there were a total of 128 families receiving subsidies for 217 children in care. This figure includes both TANF and non-TANF recipients.

Out of the 68 child care facilities in Macoupin County, 33 (49%) report that they accept DHS child care subsidies.



For more information about child care in Macoupin County, contact the Community Child Care Connection office: 800-676-2805

Data is from Fiscal Year 2001 (July 1, 2000 through June 30, 2001)