

LASALLE COUNTY

Total Population: 111,509

- Children under age 5: 7,033
- Children ages 5 to 9: 7,681
- Children ages 10 to 14: 8,280

LaSalle County is a blend of both rural and urban, with a population of 111,509. Median household income is approximately \$37,500, with 10% of the population below poverty. This heavily agricultural county is a major producer of farm commodities. In addition, light manufacturing, distribution centers, educational institutions, retail and professional offices offer employment to its citizens. There are 14 full-day, center-based child care programs in the county, together with 59 family child care providers. When parents choose one of the 13 part-day programs it is often necessary to select a different child care option so the parent can work full-time. Although parents living in the area have more choices than other regions of Central Illinois, there is still a need for affordable infant/toddler care and school age programs.

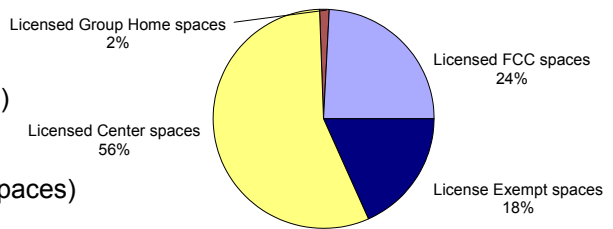
The Child Care Connection maintains a resource library and training site in Streator. In addition, the Quality Counts van visits the centers and homes twice monthly, taking resource materials to providers and distributing materials in an attempt to recruit additional child care options for the residents of the county.

Child Care Capacity

There are a total of 96 child care facilities listed with the local CCR&R with a capacity to serve 1,977 children.

Of those facilities, there are a total of:

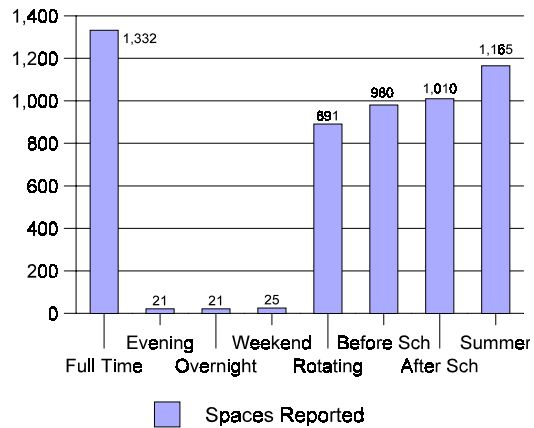
- 59 Licensed Family Child Care (478 spaces)
- 2 Licensed Group Homes (32 spaces)
- 27 Licensed Centers (1,109 spaces)
- 8 License Exempt Centers & Homes (358 spaces)



Child Care Capacity by Age Group and Schedule

Child care programs listed with the local CCR&R report the potential capacity by age group and schedule, as shown below. The actual enrollment or available spaces may vary.*

Age Group	Spaces Reported
Infants	112
Toddlers	132
2 Years	191
3 & 4 Years	554
5 & Ks	511
School-Age B/A School	278
School-Age Summer Care	253



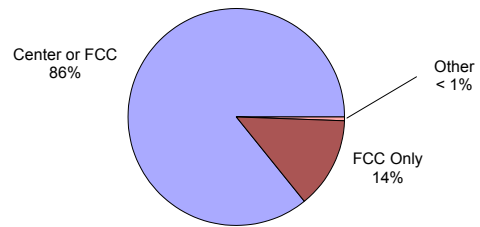
* For more information about these data, please refer to "Understanding The County Data Pages" at the beginning of this section.

Child Care Requests

In LaSalle County, 195 families called the CCR&R to request care for 302 children.

Of those requests:

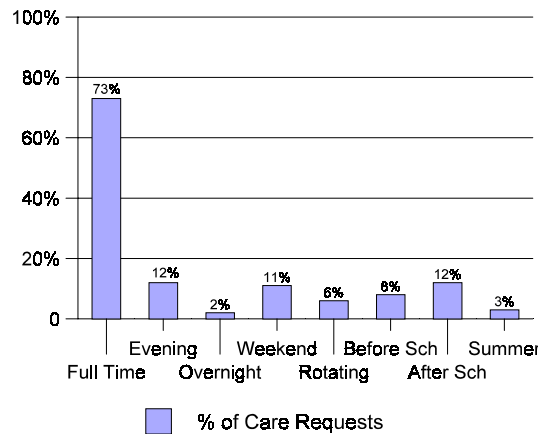
- 260 were for either Center or Family Child Care
- 41 were for Family Child Care Only
- 0 were for Center Only
- 0 were for In-Home Only
- 1 were for Other types of care



Requests by Age Group and Schedule

Individuals calling the local CCR&R requested the types of care by the ages and schedules shown below.

Age Group	% Requested
Infants	23%
Toddlers	16%
2 Years	14%
3 & 4 Years	22%
5 & Ks	7%
School-Age	18%

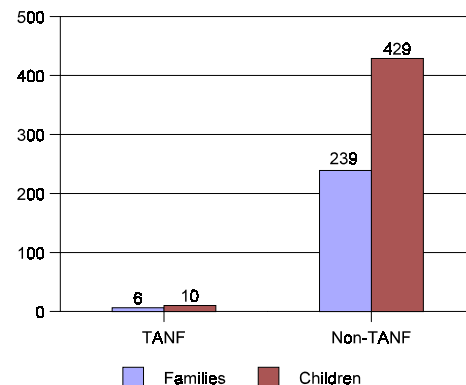


Assistance Paying for Care

The average provider rate for full-time care for an infant in LaSalle County is \$100.14 per week, which is about 10% of the state median weekly family income of \$997.

Assistance in paying for child care is provided through subsidies by DHS. In June 2001, there were a total of 245 families receiving subsidies for 439 children in care. This figure includes both TANF and non-TANF recipients.

Out of the 96 child care facilities in LaSalle County, 55 (57%) report that they accept DHS child care subsidies.



For more information about child care in LaSalle County, contact the Child Care Connection office:
800-421-4371

Data is from Fiscal Year 2001 (July 1, 2000 through June 30, 2001)