

# GRUNDY COUNTY

**Total Population: 37,535**

- Children under age 5: 2,493
- Children ages 5 to 9: 2,751
- Children ages 10 to 14: 2,928

**Grundy County** is a rural county experiencing urban sprawl. Population in the county has grown 16% in the past ten years. However, the availability of licensed child care spaces in the county remains one of the lowest in the state. This shortage is even greater in Morris, the county seat, where the major population increase has taken place. With relatively low unemployment rates, employers in the county are looking for ways to retain employees, while still being competitive with larger companies in nearby cities. Child Care Resource & Referral will continue to work with employers to increase the availability of child care in the county.

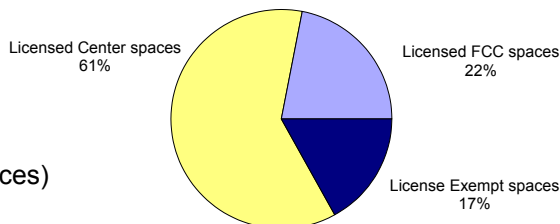
One company in the county contacted CCR&R in September, 2001 inquiring about offering child care services to its employees as a retention tool. Child Care Resource & Referral completed the needs assessment and report for the company, and hope to assist them in the next step of their decision process.

## Child Care Capacity

There are a total of 33 child care facilities listed with the local CCR&R with a capacity to serve 653 children.

Of those facilities, there are a total of:

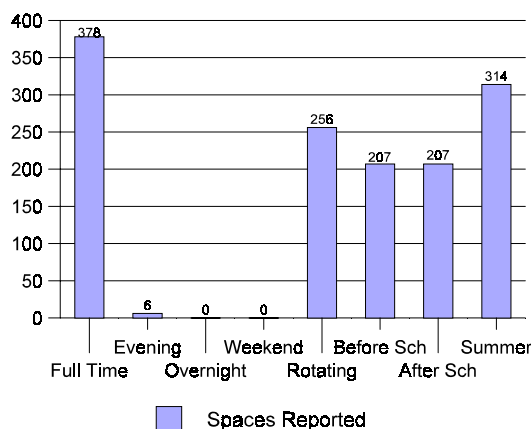
- 17 Licensed Family Child Care (144 spaces)
- 0 Licensed Group Homes (0 spaces)
- 11 Licensed Centers (399 spaces)
- 5 License Exempt Centers & Homes (110 spaces)



## Child Care Capacity by Age Group and Schedule

Child care programs listed with the local CCR&R report the potential capacity by age group and schedule, as shown below. The actual enrollment or available spaces may vary.\*

Age Group	Spaces Reported
Infants	36
Toddlers	37
2 Years	63
3 & 4 Years	278
5 & Ks	111
School-Age B/A School	68
School-Age Summer Care	27



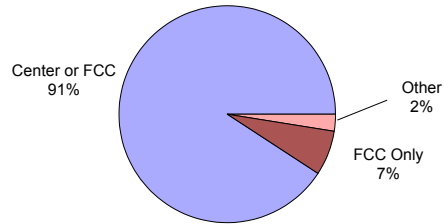
\* For more information about these data, please refer to "Understanding The County Data Pages" at the beginning of this section.

## Child Care Requests

In Grundy County, 91 families called the CCR&R to request care for 132 children.

Of those requests:

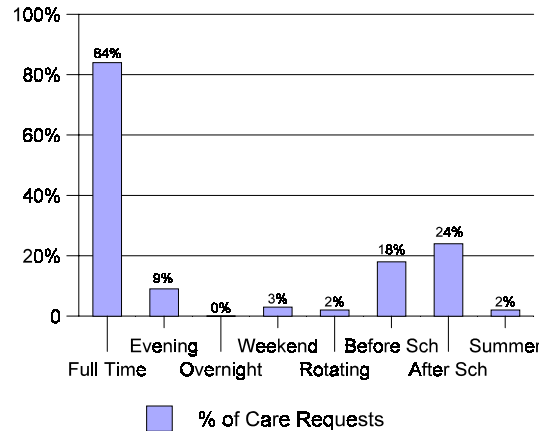
- 120 were for either Center or Family Child Care
- 9 were for Family Child Care Only
- 0 were for Center Only
- 0 were for In-Home Only
- 3 were for Other types of care



### Requests by Age Group and Schedule

Individuals calling the local CCR&R requested the types of care by the ages and schedules shown below.

Age Group	% Requested
Infants	26%
Toddlers	9%
2 Years	14%
3 & 4 Years	19%
5 & Ks	7%
School-Age	25%

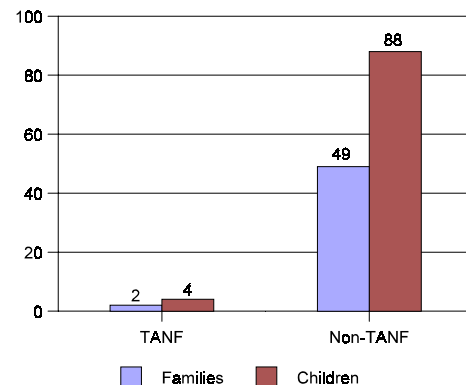


## Assistance Paying for Care

The average provider rate for full-time care for an infant in Grundy County is \$106.56 per week, which is about 11% of the state median weekly family income of \$997.

Assistance in paying for child care is provided through subsidies by DHS. In June 2001, there were a total of 51 families receiving subsidies for 92 children in care. This figure includes both TANF and non-TANF recipients.

Out of the 33 child care facilities in Grundy County, 17 (52%) report that they accept DHS child care subsidies.



For more information about child care in Grundy County, contact the Child Care Resource & Referral office: 815-741-1163

Data is from Fiscal Year 2001 (July 1, 2000 through June 30, 2001)