

EFFINGHAM COUNTY

Total Population: 34,264

- Children under age 5: 2,452
- Children ages 5 to 9: 2,742
- Children ages 10 to 14: 2,857

Effingham County is a southern Illinois county, with a growing population of 34,264. Located at the intersection of I-57 and I-70, the county has seen the growth of truck travel centers, restaurants, hotels, manufacturing centers, agricultural production and regional healthcare facilities. Effingham County has created a county-wide fiber-optic infrastructure to enhance strategic development. It has a total of 79 child care facilities, of which 69 accept child care subsidies.

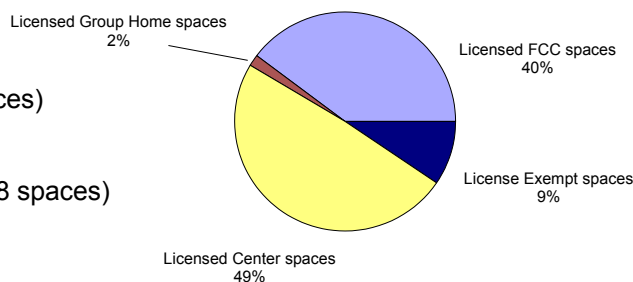
Effingham County’s major employers include: the Quebecor companies, St. Anthony’s Memorial Hospital, Fedders, McLeod and Effingham Unit District 40. Non-traditional hour care is a major child care issue for Effingham County. As the county continues to grow, so does the need for child care providers, especially providers offering subsidized evening and weekend care.

Child Care Capacity

There are a total of 79 child care facilities listed with the local CCR&R with a capacity to serve 1,362 children.

Of those facilities, there are a total of:

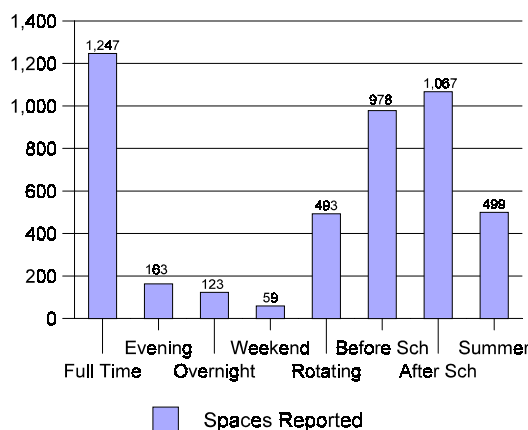
- 61 Licensed Family Child Care (543 spaces)
- 2 Licensed Group Homes (24 spaces)
- 13 Licensed Centers (667 spaces)
- 3 License Exempt Centers & Homes (128 spaces)



Child Care Capacity by Age Group and Schedule

Child care programs listed with the local CCR&R report the potential capacity by age group and schedule, as shown below. The actual enrollment or available spaces may vary.*

Age Group	Spaces Reported
Infants	104
Toddlers	124
2 Years	175
3 & 4 Years	435
5 & Ks	304
School-Age B/A School	246
School-Age Summer Care	26



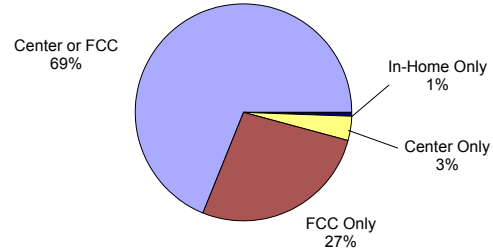
* For more information about these data, please refer to “Understanding The County Data Pages” at the beginning of this section.

Child Care Requests

In Effingham County, 144 families called the CCR&R to request care for 226 children.

Of those requests:

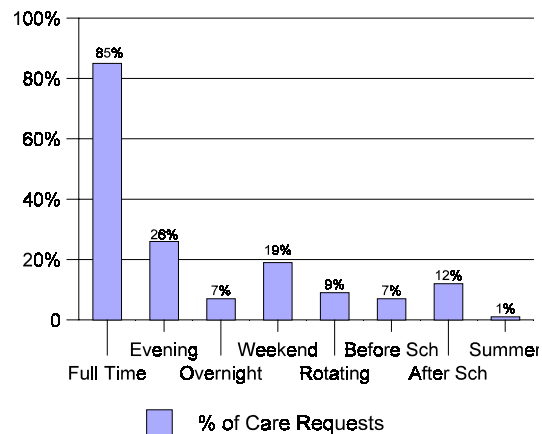
- 156 were for either Center or Family Child Care
- 61 were for Family Child Care Only
- 8 were for Center Only
- 1 were for In-Home Only
- 0 were for Other Types of Care



Requests by Age Group and Schedule

Individuals calling the local CCR&R requested the types of care by the ages and schedules shown below.

Age Group	% Requested
Infants	26%
Toddlers	15%
2 Years	13%
3 & 4 Years	22%
5 & Ks	6%
School-Age	18%

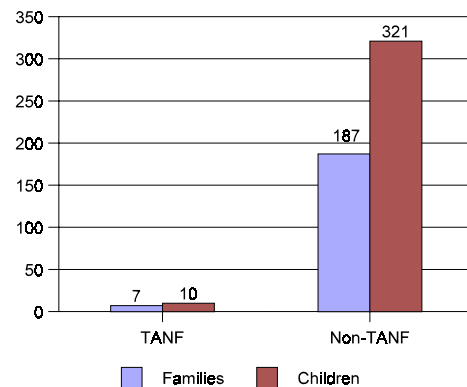


Assistance Paying for Care

The average provider rate for full-time care for an infant in Effingham County is \$77.67 per week, which is about 8% of the state median weekly family income of \$997.

Assistance in paying for child care is provided through subsidies by DHS. In June 2001, there were a total of 194 families receiving subsidies for 331 children in care. This figure includes both TANF and non-TANF recipients.

Out of the 79 child care facilities in Effingham County, 69 (87%) report that they accept DHS child care subsidies.



For more information about child care in Effingham County, contact the Project CHILd office:
800-362-7257

Data is from Fiscal Year 2001
(July 1, 2000 through June 30, 2001)